



FINEOTEX CHEMICAL LIMITED



15s/5

10/01/2015

Bombay Stock Exchange Limited,
Corporate Services Department,
P J Towers, Dalal Street, Fort,
Mumbai 400001.

Dear Sirs,

Scrip Code 533333
Subject Clause 35 reports q.e.31/12/2014


We are enclosing the Report on the shareholding pattern as on 31st December, 2014 as per clause 35 of the Listing Agreement. We request you to let us know if the same is in order.

We would also like to state that the promoters' shareholding is fully in dematerialized format as already confirmed to you.

Kindly acknowledge receipt.

Thanking you

Yours faithfully,
For Fineotex Chemical Limited,


Surendra Kumar Tibrewala
Chairman and Managing Director


Encl. a/a.

Name of the Company : FINEOTEX CHEMICALS LTD

Script Code, Name of the scrip, class of security :

Quarter ended : 31/12/2014

Partly paid-up shares :-	No. of partly paid-up shares	As a % of total no. of partly paid-up shares	As a % of total no. of shares of the company
Held by promoter/ promoter group		0.00	0.00
Held by public		0.00	0.00
Total	0	0.00	0.00
Outstanding convertible securities	No. of outstanding securities	As a % of total no. of outstanding convertible securities	As a % of total no. of shares of the company, assuming full conversion of the convertible securities
Held by promoter/ promoter group		0.00	0.00
Held by public		0.00	0.00
Total	0	0.00	0.00
Warrants	No. of Warrants	As a % of total no. of Warrants	As a % of total no. of shares of the company, assuming full conversion of warrants
Held by promoter/ promoter group	0	0.00	0.00
Held by public	0	0.00	0.00
Total	0	0.00	0.00
Total paid-up capital of the company, assuming full conversion of warrants convertible securities Total (A+B+C)+ D+E+F)	11229811		100.00



Statement Showing Shareholding Pattern

Table (f)(a)

Category Code	Category of Shareholder	Number of Shareholders	Total Number Of Shares	Number of Shares held in Dematerialised form	Total Shareholding as a percentage of total number of shares		Shares Pledged or otherwise encumbered	
					As a Percentage of (A+B)	As a Percentage of (A+B+C)	Number of shares	As a percentage
(I)	(II)	(III)	(IV)	(V)	(VI)	(VII)	(VIII)	(IX)= (VIII)/(IV) *100

(A) Shareholding of Promoter and Promoter Group2

1. INDIAN

(a)	INDIVIDUAL / HUF	7	7650802	7650802	68.1294	68.1294	0	0.00
(b)	CENTRAL / STATE GOVERNMENT(S)	0	0	0	0.0000	0.0000	0	0.00
(c)	BODIES CORPORATE	2	402800	402800	3.5869	3.5869	0	0.00
(d)	FINANCIAL INSTITUTIONS / BANKS	0	0	0	0.0000	0.0000	0	0.00
(e)	ANY OTHERS (Specify)							
(i)	DIRECTORS RELATIVES	0	0	0	0.0000	0.0000	0	0.00
(ii)	GROUP COMPANIES	0	0	0	0.0000	0.0000	0	0.00
(iii)	TRUSTS	0	0	0	0.0000	0.0000	0	0.00
SUB TOTAL (A)(1) :		9	8053602	8053602	71.7163	71.7163	0	0.00

2. FOREIGN

(a)	INDIVIDUAL	0	0	0	0.0000	0.0000	0	0.00
(b)	BODIES CORPORATE	0	0	0	0.0000	0.0000	0	0.00
(c)	INSTITUTIONS	0	0	0	0.0000	0.0000	0	0.00
(d)	QUALIFIED FOREIGN INVESTOR	0	0	0	0.0000	0.0000	0	0.00
(e)	ANY OTHERS (Specify)							
SUB TOTAL (A)(2) :		0	0	0	0.0000	0.0000	0	0.00


Total holding for promoters

(A)=(A)(1) + (A)(2)		9	8053602	8053602	71.7163	71.7163	0	0.00
----------------------------	--	----------	----------------	----------------	----------------	----------------	----------	-------------

(B) Public shareholding

1. INSTITUTIONS


(a)	MUTUAL FUNDS / UTI	0	0	0	0.0000	0.0000	0	0.00
(b)	FINANCIAL INSTITUTIONS / BANKS	0	0	0	0.0000	0.0000	0	0.00
(c)	CENTRAL / STATE GOVERNMENT(S)	0	0	0	0.0000	0.0000	0	0.00
(d)	VENTURE CAPITAL FUNDS	0	0	0	0.0000	0.0000	0	0.00
(e)	INSURANCE COMPANIES	0	0	0	0.0000	0.0000	0	0.00
(f)	FII'S	1	100000	100000	0.8905	0.8905	0	0.00



Statement Showing Shareholding Pattern

Table (I)(a)

Category Code	Category of Shareholder	Number of Shareholders	Total Number Of Shares	Number of Shares held in Dematerialised form	Total Shareholding as a percentage of total number of shares		Shares Pledged or otherwise encumbered	
					As a Percentage of (A+B)	As a Percentage of (A+B+C)	Number of shares	As a percentage
(I)	(II)	(III)	(IV)	(V)	(VI)	(VII)	(VIII)	(IX)= (VIII)/(IV) *100
(g)	FOREIGN VENTURE CAPITAL INVESTORS	0	0	0	0.0000	0.0000	0	0.00
(h)	QUALIFIED FOREIGN INVESTOR	0	0	0	0.0000	0.0000	0	0.00
(i)	ANY OTHERS (Specify)	0	0	0	0.0000	0.0000	0	0.00
SUB TOTAL (B)(1) :		1	100000	100000	0.8905	0.8905	0	0.00
B 2. Non-institutions								
(a)	BODIES CORPORATE	109	961603	961603	8.5629	8.5629	0	0.00
(b)	INDIVIDUAL							
(i)	(CAPITAL UPTO TO Rs. 1 Lakh)	1259	498661	498398	4.4405	4.4405	0	0.00
(ii)	(CAPITAL GREATER THAN Rs. 1 Lakh)	23	1576506	1576506	14.0386	14.0386	0	0.00
(c)	QUALIFIED FOREIGN INVESTOR	0	0	0	0.0000	0.0000	0	0.00
(d)	ANY OTHERS (Specify)							
(i)	TRUSTS	0	0	0	0.0000	0.0000	0	0.00
(ii)	CLEARING MEMBER	20	21147	21147	0.1883	0.1883	0	0.00
(iii)	DIRECTORS RELATIVES	0	0	0	0.0000	0.0000	0	0.00
(iv)	EMPLOYEE	0	0	0	0.0000	0.0000	0	0.00
(v)	NON RESIDENT INDIANS (NRI)	31	18292	18292	0.1629	0.1629	0	0.00
(vi)	OVERSEAS BODIES CORPORATES	0	0	0	0.0000	0.0000	0	0.00
(vii)	UNCLAIMED SUSPENSE ACCOUNT	0	0	0	0.0000	0.0000	0	0.00
SUB TOTAL (B)(2) :		1442	3076209	3075946	27.3932	27.3932	0	0.00
Total Public Shareholding (B)=(B)(1) + (B)(2)		1443	3176209	3175946	28.2837	28.2837	0	0.00
Total (A) + (B) :		1452	11229811	11229548	100.0000	100.0000	0	0.00
(C) Shares held by Custodians and against which Depository Receipts have been issued								
(i)	Promoter and Promoter Group	0	0	0	0.0000	0.0000	0	0.00
(ii)	Public	0	0	0	0.0000	0.0000	0	0.00
SUB TOTAL (C)(1) :		0	0	0	0.0000	0.0000	0	0.00



Grand Total (A) + (B) + (C) 1452 11229811 11229548 100 100.0000 0 0.00

NOTES :


1) NAME, NUMBER OF SHARES HELD & PERCENTAGE OF ENTITIES / PERSONS HOLDING MORE THAN 1% OF THE TOTAL SHARES OF THE COMPANY IS AS PER ANNEXURE

(I)(b) Statement showing holding of securities (including shares, warrants, convertible securities) of persons belonging to the category "Promoter and Promoter Group"

Sr.No	Name of the Shareholder	Total shares held		Encumbered shares (*)			Details of warrants		Details of convertible securities		Total shares (including underlying shares assuming full conversion of warrants and convertible securities) as a % of diluted share capital
		Number of shares	As a % of grand total (A)+(B)+(C)	Number	As a percentage	As a % of grand total (A)+(B)+(C) of sub-clause (I)(a)	Number of warrants held	As a % total number of warrants of the same class	Number of convertible securities held	As a % total number of convertible securities of the same class	
(I)	(II)	(III)	(IV)	(V)	(VI)=(V)/(III)* 100	(VII)	(VIII)	(IX)	(X)	(XI)	(XII)
1	SURENDRA TIBREWALA	5719000	50.9269	0	0.00	0.00	0	0	0	0	0
2	SURENDRAKUMAR DEVIPRASAD TIBREWALA	1196583	10.6554	0	0.00	0.00	0	0	0	0	0
3	KANAKLATA TIBREWALA	328170	2.9223	0	0.00	0.00	0	0	0	0	0
4	KAMAL CHEMICALS PVT. LTD.	295450	2.6309	0	0.00	0.00	0	0	0	0	0
5	SANJAY TIBREWALA	196650	1.7511	0	0.00	0.00	0	0	0	0	0
6	SANJAY TIBREWALA	124749	1.1109	0	0.00	0.00	0	0	0	0	0
7	PROTON BIOCHEM PVT LTD	107350	0.9559	0	0.00	0.00	0	0	0	0	0
8	SURENDRA TIBREWALA	84550	0.7529	0	0.00	0.00	0	0	0	0	0
9	RITU TIBREWALA	1100	0.0098	0	0.00	0.00	0	0	0	0	0
TOTAL :		8053602	71.7163	0	0.00	0.0000	0	0	0	0	0

PRINTED ON : 08/01/2015

PAGE NO : 1



(l)(c)(i) Statement showing holding of securities (including shares, warrants, convertible securities) of persons belonging to the category "Public" and holding more than 1% of the total number of shares.

Sr.No	Name of the shareholder	Number of shares	Shares as a percentage of total number of shares (i.e., Grand Total (A) + (B)+(C) indicated in Statement at para (I) (a) above)	Details of warrants		Details of convertible securities		Total shares (including underlying shares assuming full conversion of warrants and convertible securities) as a % of diluted share capital
				Number of warrants	As a % total number of warrants of the same class	Number of convertible securities held	% w.r.t. total number of convertible securities of the same class	
1	AMITABH HARIVANSH RAI BACHCHAN	531092	4.7293	0	0	0	0	0
2	NILAM SANJAY MITTAL	256364	2.2829	0	0	0	0	0
3	GLOBE CAPITAL MARKET LTD	200000	1.7810	0	0	0	0	0
4	ASHOK MUKUND BHOGLE	190928	1.7002	0	0	0	0	0
TOTAL :		1178384	10.4934	0	0	0	0	0


Printed Date : 08/01/2015

PAGE NO : 1

(l)(c)(ii) Statement showing holding of securities (including shares, warrants, convertible securities) of persons (together with PAC) belonging to the category "Public" and holding more than 5% of the total number of shares of the company.

SR.NO	Name	Number of shares	Per	Details of warrants		Details of convertible securities		Total shares (including underlying shares assuming full conversion of warrants and convertible securities) as a % of diluted share capital
				Number of warrants held	As a % total number of warrants of the same class	Number of convertible securities held	% w.r.t. total number of convertible securities of the same class	
1				0	0	0	0	0
TOTAL :				0	0	0	0	0

Printed Date : 08/01/2015



Print Date : 08/01/2015

Page 5 of 6

(f)(d)

Statement showing details of locked-in shares

AS ON: 31/12/2014

Sr No	Name of the shareholder	Number of locked-in shares	Locked-in shares as a percentage of total number of shares (i.e., Grand Total (A)+(B)+(C) indicated in Statement at para (I)(a) above)	Promoter / Promoter Group / Public
1				
TOTAL:				


(II)(a)

Statement showing details of Depository Receipts (DRs)

Sr.No.	Type of Outstanding DR (ADRs,GDRs,SDRs etc.)	No of Outstanding DRs.	No of Shares underlying outstanding DRs.	Shares underlying outstanding DRs as a Percentage of total number of shares (i.e Grand Total (A)+ (B) + (C) Indicated in statement at para(I) (a) above)
1	GDRs			
TOTAL :				

(II) (b) Statement showing holding of Depository Receipts (DRs) , where underlying shares held by 'promoter / promoter group' are in excess of 1% of the total number of shares.

Sr.No.	Name of the DR Holder	Type of Outstanding DR (ADRs,GDRs,SDRs etc.)	No.of Shares underlying outstanding DRs.	Shares underlying outstanding DRs.as a Percentage of total number of shares (i.e Grand Total (A)+(B)+(C) Indicated in statement at Para (I) (a) above)
1				
TOTAL :				




Bigshare Services Pvt Ltd.
FINEOTEX CHEMICALS LTD
(NSDL-CDSL-Physical)

CATEGORYWISE SUMMARY

As on Date : 31/12/2014

CATEGORY	Total Shareholders	% Of Shareholders	Total Shares	%
CLEARING MEMBER	20	1.3774	21147	0.1883
CORPORATE BODIES	109	7.5069	961603	8.5629
CORPORATE BODIES (PROMOTER CO)	2	0.1377	402800	3.5869
FOREIGN INST. INVESTOR	1	0.0689	100000	0.8905
NON RESIDENT INDIANS	31	2.1350	18292	0.1629
PROMOTERS	7	0.4821	7650802	68.1294
PUBLIC	1282	88.2920	2075167	18.4791
TOTAL	1452		11229811	100.0000



BIGSHARE SERVICES PVT LTD.


UNIT : FINEOTEX CHEMICALS LTD

(NSDL-CDSL-Physical)

DISTRIBUTION OF SHAREHOLDING (IN RUPEES)

As on Date : 31/12/2014

SHAREHOLDING OF NOMINAL		NUMBER OF SHAREHOLDERS	PERCENTAGE OF TOTAL	SHARE AMOUNT RS.	PERCENTAGE OF TOTAL
RS.	RS.				
1	5000	1177	81.0606	1256380	1.1188
5001	10000	90	6.1983	722470	0.6434
10001	20000	62	4.2700	914870	0.8147
20001	30000	27	1.8595	687680	0.6124
30001	40000	12	0.8264	434900	0.3873
40001	50000	6	0.4132	271730	0.2420
50001	100000	26	1.7906	1963200	1.7482
100001	999999999	52	3.5813	106046880	94.4334
Total :		1452		112298110	100.0000



BIGSHARE SERVICES PVT LTD.
FINEOTEX CHEMICALS LTD

(NSDL-CDSL-Physical)

List of 1.00 % & Above Share Holders

As on Date : 31/12/2014

Sr.No	Category	FolioNo / ClientID	Shareholder's Name	Shares	Percentage
1	PROMOTERS	IN30002011592514	SURENDRA TIBREWALA	5719000	50.9269
2	PROMOTERS	IN30002010511550	SURENDRAKUMAR DEVIPRASAD TIBREWALA	1196583	10.6554
3	PUBLIC	1302080000035196	AMITABH HARIVANSH RAI BACHCHAN	531092	4.7293
4	PROMOTERS	IN30002011550722	KANAKLATA TIBREWALA	328170	2.9223
5	CORPORATE BODIES (PROMOTER CO)	IN30002011570194	KAMAL CHEMICALS PVT. LTD.	295450	2.6309
6	PUBLIC	1204000000031567	NILAM SANJAY MITTAL	256364	2.2829
7	CORPORATE BODIES	IN30096610080312	GLOBE CAPITAL MARKET LTD	200000	1.7810
8	PROMOTERS	IN30002011550714	SANJAY TIBREWALA	196650	1.7511
9	PUBLIC	1201770000142396	ASHOK MUKUND BHOGLE	190928	1.7002
10	PROMOTERS	IN30002011592505	SANJAY TIBREWALA	124749	1.1109
TOTAL				9038986	80.4910

